

PETS CHECKLIST FOR ENTERING THE UK

Tick the boxes as you complete the steps.

Preparing your pet

Step 1

My pet has been microchipped

I have a microchip reader (only if the microchip is not ISO Standard)

The microchip can be read

Step 2

My pet was vaccinated in accordance with the recommendation of the manufacturer's data sheet.

It was vaccinated after it was fitted with a microchip

The microchip number has been entered correctly by the vet on the vaccination record and passport

Step 3

I have a record from the vet of the date the blood sample was taken, showing the correct microchip number. The blood sample was taken after the vaccination

My pet has had a satisfactory blood test at an EU-approved laboratory

I have a certified copy of the blood test result showing the correct microchip number and the date the blood sample was taken

Step 4

A vet has correctly filled in all the details in sections I-V of the EU pet passport

The passport will be valid for entry to the UK on the date of arrival (i.e. at least 6 calendar months from the date a blood sample was taken from my pet that gave a satisfactory test result)

Step 5

A vet has treated my pet for ticks and tapeworms 24 – 48 hours before it will be checked-in with an approved transport company for its journey into the UK

The vet has correctly filled in sections VI and VII of the passport

*The *date* and *time* of treatment (using the 24 hour clock), the name of the product used and its manufacturer must be shown. The vet must also stamp and sign the passport. Make sure all these details are correctly recorded before you leave the vet.

Travelling to the UK

If my pet is entering quarantine, I have obtained an import licence from Defra, Scottish Government or DARD before travelling (*part 3d*)

If you need any further assistance please call 0870 870 10 20 (0044 870 870 10 20 from outside the UK) and speak to one of our Passenger Services Co-ordinator.

IMPORTANT INFORMATION FOR THE COMPLETION OF PET PASSPORTS

Section III

III. IDENTIFICATION OF ANIMAL

1. Microchip number:
A _____

2. Date of microchipping: _____ dd/mm/yy
B _____

3. Location of microchip: _____

4. Tattoo number: _____

5. Date of tattooing: _____ dd/mm/yy

**The identification must be verified
before any new entry is made
on this passport**

GB Page 3

A: Ensure that you have entered your pet's microchip number correctly. The microchip number must match the number on the pet passport.

B: The date and location of where your pet was microchipped must also be completed.

*N.B. The date of microchipping MUST be shown as being before the initial vaccination against rabies and before the rabies serological test.

Section IV

IV. VACCINATION AGAINST RABIES			
Manufacturer and name of vaccine	Batch number	Vaccination date ¹ Valid until ²	Authorised Veterinarian
A		1 dd/mm/yy 2 B dd/mm/yy	C STAMP & SIGNATURE
		1 dd/mm/yy 2 dd/mm/yy	STAMP & SIGNATURE
		1 dd/mm/yy 2 dd/mm/yy	STAMP & SIGNATURE

Page 4 GB

A: It is important to complete this section as the validity dates vary for different vaccines.

B: Ensure that your voyage to the UK takes place before the valid until date.

C: Both the veterinary stamp and signature is required to authenticate the vaccination.

N.B. The vaccination must have been done after the microchipping and before the rabies serological test.

Section V

IN CASE OF A FURTHER TEST

I have seen an official record of the result of a serological test for the animal, carried out on a sample taken on (dd/mm/yyyy) **A** _____ and tested in an EU-approved laboratory, which states that the rabies neutralising antibody titre was equal to or greater than 0.5 IU/ml.

Name, date and signature of the authorised veterinarian

B _____

C **STAMP & SIGNATURE**

GB Page 9

A: The blood sample must have been taken at least 6 months before the date of travel. It must also have been taken after the microchipping and the initial rabies vaccination.

B&C: This must be filled in by an authorised veterinary.

Section VI

Page 10

VI. TICK TREATMENT





		Manufacturer and name of product	Date ¹ Time ²	Veterinarian
GB	1	A	dd/mm/yy	C STAMP & SIGNATURE
	2		B	
	1		dd/mm/yy	STAMP & SIGNATURE
	2			

- A: The manufacturer and name of product used in the tick treatment must be stated.
- B: The treatment **MUST** have been carried out within **24–48** hours of embarkation. Ensure that your vet has filled in both the date AND time of vaccination. (Date in the top box and time in the bottom box)
****Failure to comply with this will result in your pet being refused travel****
- C: A stamp and signature from an authorized veterinary is also required.

Section VII

Page 16

VII. ECHINOCOCCUS TREATMENT

	Manufacturer and name of product	Date ¹ Time ²	Veterinarian
GB	A 	1  dd/mm/yy	C  STAMP & SIGNATURE
		2 	
		1 dd/mm/yy	STAMP & SIGNATURE
		2	

- A: The manufacturer and name of product used in the tapeworm treatment must be stated.
- B: The treatment **MUST** have been carried out within **24–48** hours of embarkation. Ensure that your vet has filled in both the date AND time of vaccination. (Date in the top box and time in the bottom box)
****Failure to comply with this will result in your pet being refused travel****
- C: A stamp and signature from an authorized veterinary is also required.